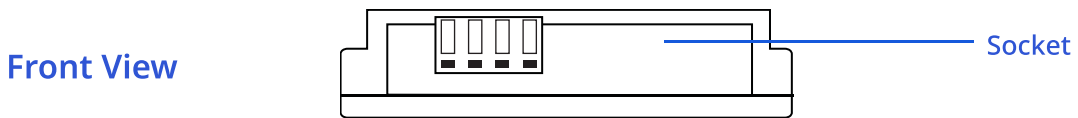
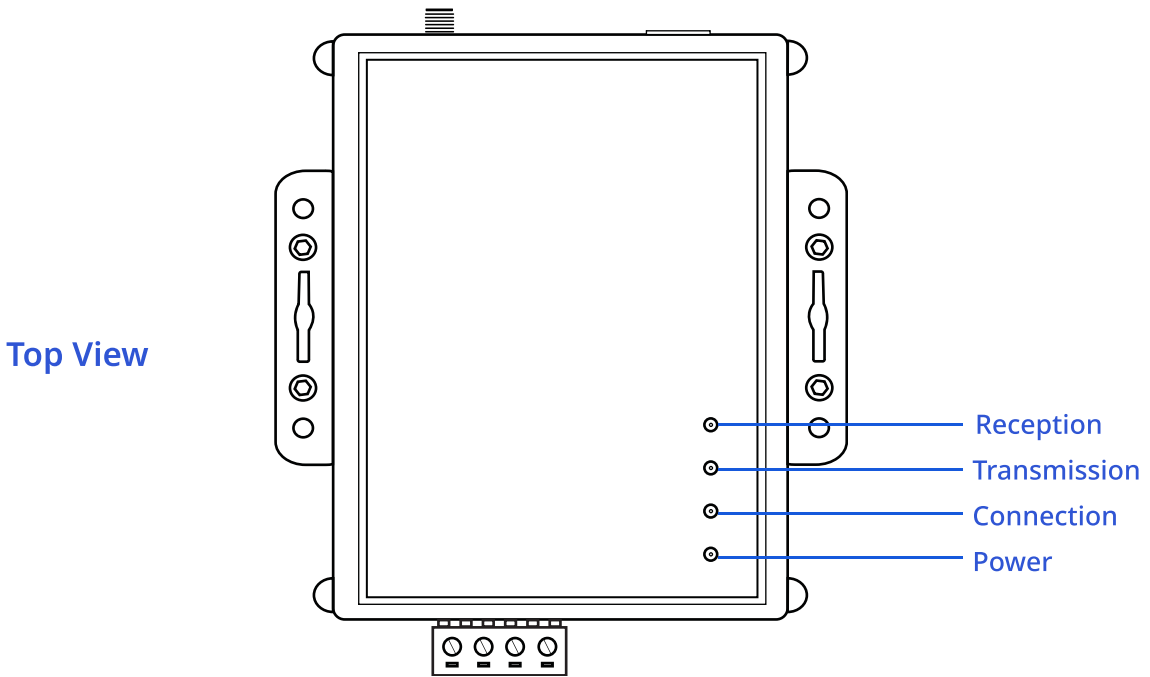
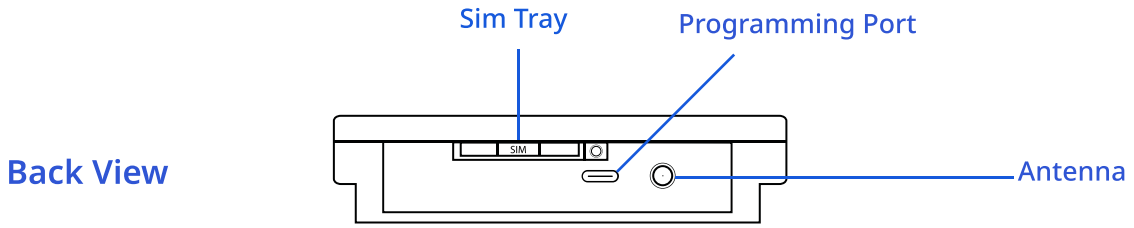


GT-10

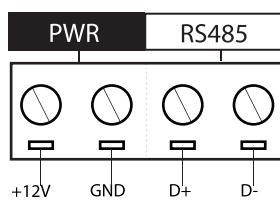
4G Standard Gateway



HARDWARE



Socket Input (Top View)



FEATURES

NETWORK

LTE FDD Band	Asia - B1/B3/B5/B8 Europe - B1/B3/B5/B7/B8/B20/B28
LTE TDD Band	Asia - B34/B38/B39/B40/B41 Europe - B38/B40/B41
GSM Band	Asia - B3/B8 Europe - B2/B3/B5/B8
Bandwidth	Asia - 1.4/3/5/10/15/20 MHz Europe - 1.4/3/5/10/15/20 MHz
Network protocols	TCP, HTTP, HTTPs, MQTT
Connection monitoring	Periodic Reboot, Power Failure, Input/ Output On/Off, Slave Fail

MODBUS

Modbus Protocol	Modbus RTU Master
Baud Rate	2400, 4800, 9600, 19200, 38400, 57600, 115200 bps
Data Bits	7, 8
Parity	None, Odd, Even
Stop Bit	0, 1, 2
Index Count	4 Index
Word Count Per Index	50
Gateway Configuration	Serial Utility, Server IP Commands, FTP, SMS Command

DATA TO SERVER

Transmit Protocol	Configurable TCP, HTTP, HTTPs, MQTT - SSL Enabled
Protocol Format	Configurable JSON/CSV String Format

SYSTEM CHARACTERISTICS

CPU	ARM® Cortex™-M0 Standard operating frequency up to 32 MHz
Data Backup	~35 hrs @ 30 seconds interval

PHYSICAL INTERFACES (PORTS, LEDS, ANTENNA, BUTTONS)

Ports	1 Channel (0 to 24V) Power Supply 1 Channel (0 to 24V) Modbus RS-485
Serial Programming Interface	Type C cable / Device Configuration via Utility
Status LEDs	1x Power LED 1x GSM LED 2x Modbus Communication Status
Power	12V to 24V DC (Reverse Polarity Protection)
RS485 Port	upto 4 Modbus Slave Device Connection
Anntena	1 x SMA for LTE Connectivity

PHYSICAL SPECIFICATION

Casing material	Plastic Polymer
Dimensions (W x H x D)	100mm x 93mm x 28 mm (L x W x H)
Weight	160 grams
Mounting options	Wall Mount, Flat surface, Bottom DIN rail

OPERATING ENVIRONMENT

Operating Voltage	12V - 24V DC
Supply Current	40 mA @12V DC (~0.5W - Idle), (~1.7W - Transmission)
Operating temperature	Operating: -30C to +85C
Ingress Protection Rating	IP60

What's in the box ?

Standard package contain

- GT-10 4G Standard Gateway
- 24 W Adapter
- 1 X LTE Antenna (Magnetic Mount, SMA Male, 3 M Cable)
- QSG (Quick Start Guide)
- Packaging Box



GT-10



24 W Adapter

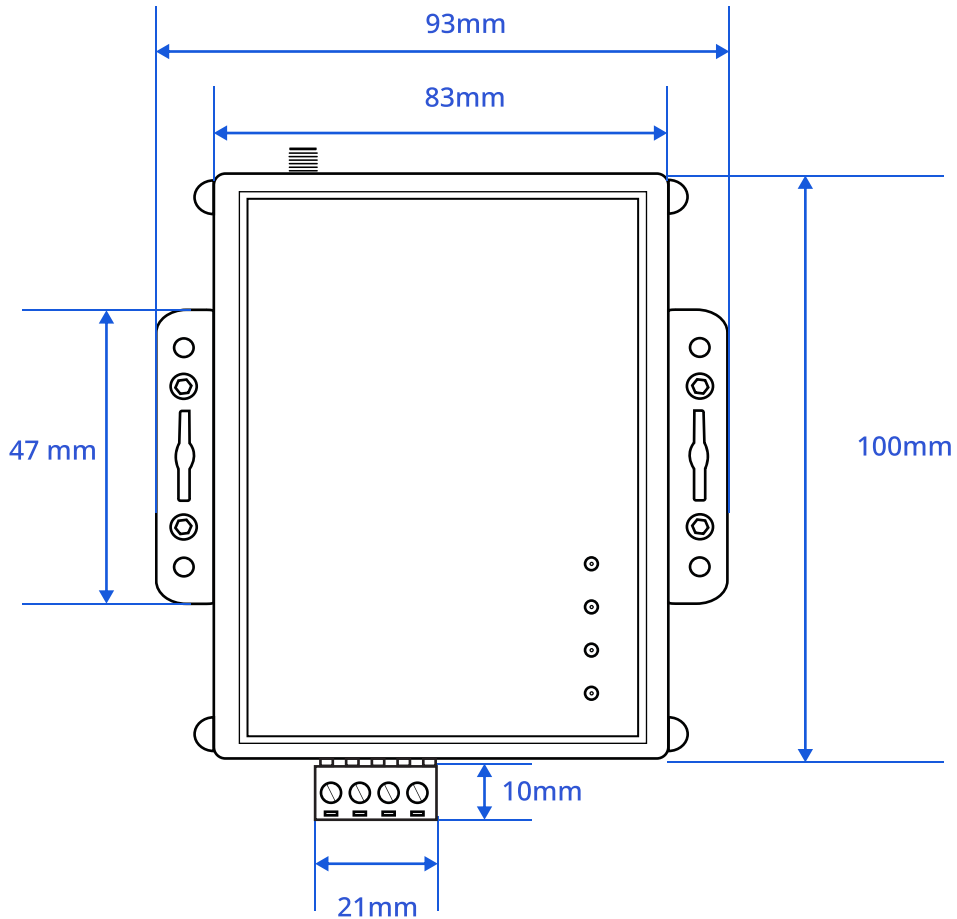


1 X LTE Antenna (Magnetic Mount, SMA Male, 3 M Cable)

GT-10 MEASUREMENTS

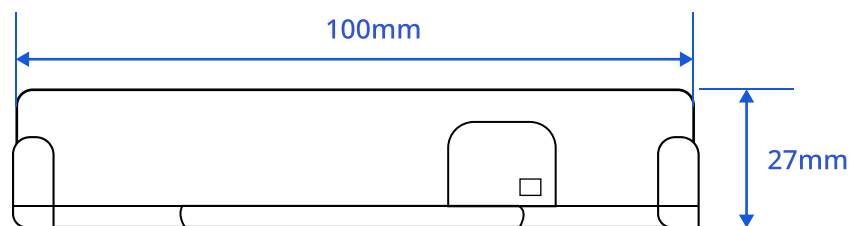
TOP VIEW

The figure below depicts the measurements of GT-10 and its components as seen from the top:



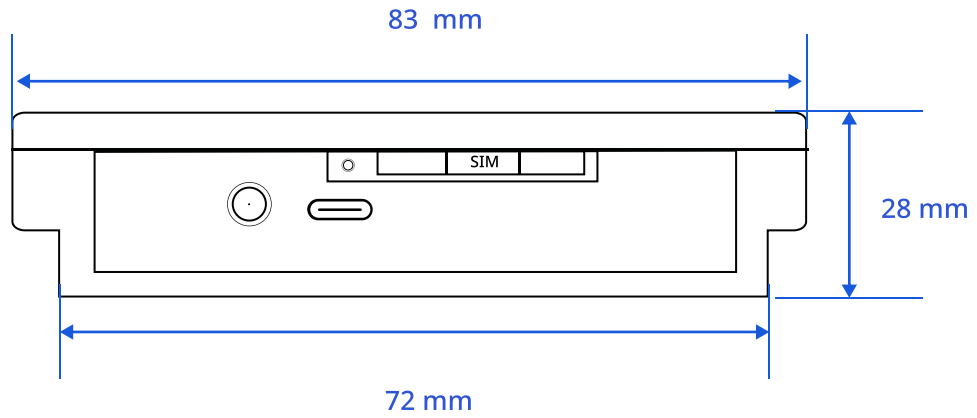
RIGHT VIEW

The figure below depicts the measurements of GT-10 and its components as seen from the right side



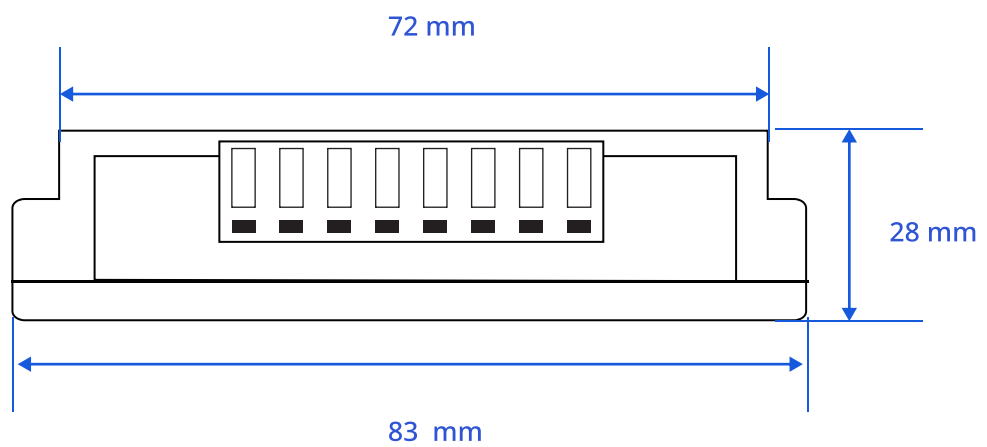
REAR VIEW

The figure below depicts the measurements of GT-10 and its components as seen from the back:



FRONT VIEW

The figure below depicts the measurements of GT-10 and its components as seen from the front:



Get in touch with us !

www.faclon.com | support@faclon.com

NOTE - We pursue a policy of continuous research and development.
Specifications and features are subject to change without notice

